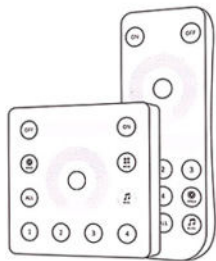


2.4G Touch Remote Control Instructions



2.Features:

1. 2.4G wireless remote control technology, with low power consumption, long transmission distance, strong anti-interference ability etc..
2. Touch control, high sensitivity, good consistency and reliability.
3. Support one-to-many control, a remote control can control multiple controllers.
4. Support multi-to-many control, each controller can bind up to 5 remote controls.
5. Support unified control and 4-zones control.

3.Functions:

Remote Models



1.Brief:

RBX series (RB1, RB2, RB3, RB4) and RCX series (RC1, RC2, RC3, RC4) are 2.4G RF wireless touch remote controls, which can work with our SP63XE, SP52XE etc. series controllers.

86-Type Panel Models



1 ON

Short press: Turn on the light.
long press: Within 20s after the controller is powered on, long press to bind/unbind the remote control.

2 OFF

Short press: Turn off the light.
Long press: Within 20s after the controller is powered on, first turn off the lights completely, and then long press the **OFF** button to clear all bound remote controls.

3 ZONE

Short press: select specific zone, E.g: short press '1', first, then press **ON**, then only zone 1 will respond to this operation.
Long press: zone setting, within 20s after the controller is powered on, long press a key '1'... '4' to set the controller to specific zone.

4 ALL

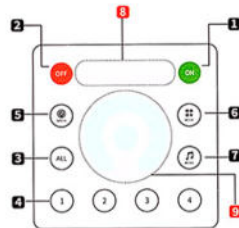
Short press: select all zones.
long press: Within 20s after the controller is powered on, long press **ALL** to unset the zones.

5 MODE+ 6 MODE-

7 SPEED 8 MUSIC MODE



Different functions according to different models



1 ON

Short press: Turn on the light.
long press: Within 20s after the controller is powered on, long press **ON** to bind/unbind the remote control.

3 ALL

Short press: select all zones.
long press: Within 20s after the controller is powered on, long press **ALL** to unset the zones.

5 SPEED 6 MODE

7 MUSIC MODE


2 OFF

Short press: Turn off the light.
Long press: Within 20s after the controller is powered on, first turn off the lights completely, and then long press the **OFF** button to clear all bound remote controls.

4 1, 2, 3, 4

Short press: select specific zone, E.g: short press '1', first, then press **ON**, then only zone 1 will respond to this operation.

Long press: zone setting, within 20s after the controller is powered on, long press a key '1'... '4' to set the controller to specific zone.



Different functions according to different models

4.Technical Parameters:

Working Voltage: 3V(CR2032)	Quiescent Current: 26uA
RF frequency: 2.4Ghz	Remote Range: 30M
Remote Dimensions: 135mm*48mm*10mm	Panel Dimensions: 86mm*86mm*12mm

5. Cautions:

1. Please match the model of remote control correctly according to the model of controller.
2. If the LED indicator appears to be unresponsive or flashing chaotically, please replace the battery in time, please do not use inferior batteries.
3. Do not touch the touch panel within 2S after installing the new battery.
4. Please do not use it in high humidity, high temperature, dusty and high pressure environment.
5. Please do not use the remote control in strong electromagnetic interference area, otherwise it will seriously affect the remote control distance.