

RF Single Color Remote Controller

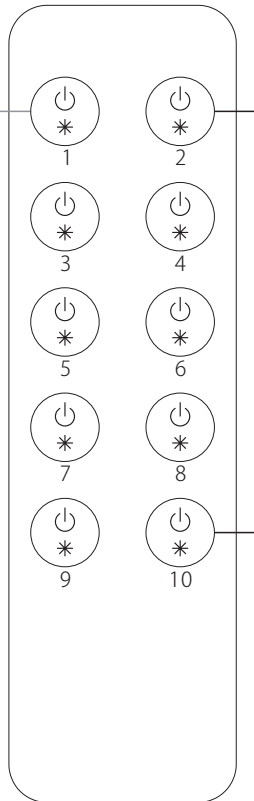
09.02802.04111



Important: Read All Instructions Prior to Installation

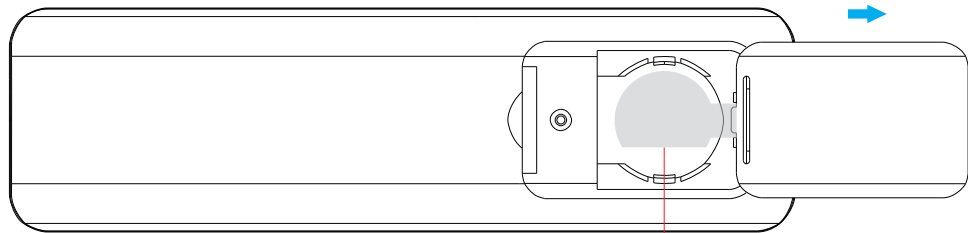
Function introduction

Click to turn on/off,
Press and hold down to increase/
decrease light intensity



Each button controls one zone of receiver separately

Front side



Back side

Note: Before the first use, please remove the protective film on the battery.

Product Data

Output	RF signal
Operation Frequency	868/915/434MHz
Power Supply	3V(1xCR2025 battery)
Operating temperature	0-40°C
Relative humidity	8% to 80%
Dimensions	136.3x38.9x10.7mm

- Control 10 zones of receivers separately
- Single color controller
- Compatible with all universal series RF receivers
- 1 receiver can be paired by max 8 different remote controls.
- Waterproof grade: IP20

Safety & Warnings

- This device contains a button lithium battery that shall be stored and disposed properly.
- DO NOT expose the device to moisture.

Operation

1. Pair with RF receivers:

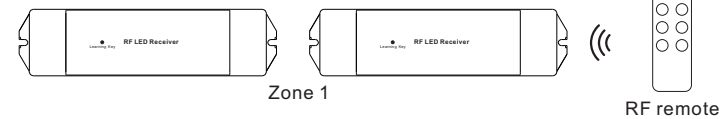
Click "Learning Key" on RF receiver → Click * button of any of the 10 zones on RF remote → LED lights connected with the receiver will flicker once → The receiver is paired with corresponding zone successfully.

2. How to delete the pairing:

Press and hold down "Learning Key" on the receiver for over 3 seconds until connected LED lights flicker twice, which means the pairing is deleted successfully.

If you use multiple receivers, you have two choices:

Option 1: have all the receivers in the same zone, like zone 1



Option 2: have each receiver in a different zone, like zone 1, 2, 3 or 4

